

- Heavy Duty Brass Manifold
- Solid Ceramic Plungers
- Stainless Steel Plunger Guides and Check Valves
- Replaceable PTFE Coated Body Guides
- Bronze Connecting Rods
- Heavy Duty Flat Base High Pressure Seals
- 1-1/2" BSP-F Inlet. 1" BSP-F Outlet
- 128 oz. Capacity Vented Oil Bath Crank Case
- Max Fluid Temp, 160°F

VX Series Plunger Pumps

VX Series industrial duty plunger pumps are rated at 15.9 to 52.6 GPM and pressures up to 5075 PSI.

Pumps are available in 1000 or 1200 RPM models with a 35mm solid, keyed shaft.

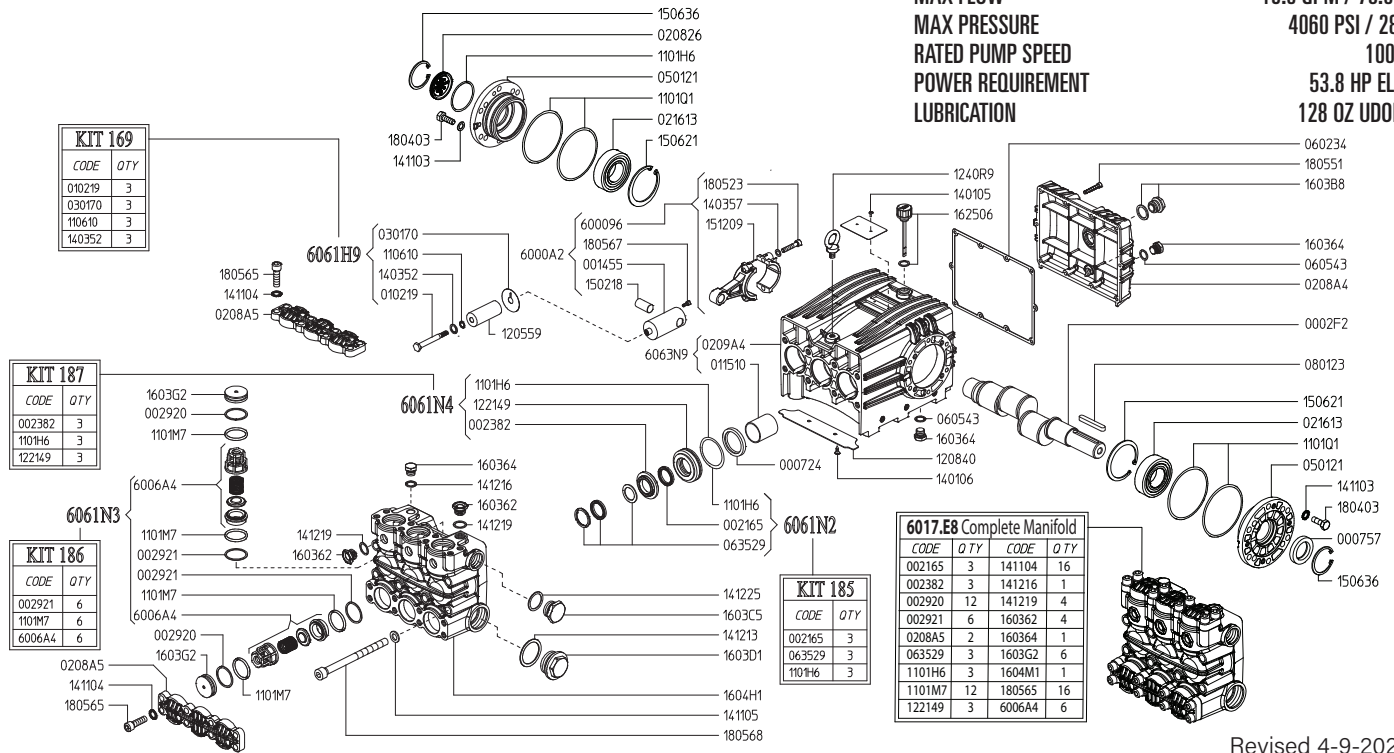
Applications include sewer jetting, hydro-excavation, UHP fire fighting, mining, misting, street cleaning and vehicle wash systems.

	Model	Flow		Pressure		Plunger Dia.	Crankshaft		Power	Seal Kit	Valve Kit	Wt.
		GPM	l/min	PSI	bar		Stroke	Code				
1000 RPM	VX-B 60/350 R	15.9	60.0	5075	350	28mm	35.0mm	5	50.3 EBHP	6061.E6	6061.E9	128 lbs
	VX-B 75/280 R	19.8	75.0	4060	280	28mm	42.0mm	8	51.3 EBHP	6061.F1	6061.E9	128 lbs
	VX-B 100/200 R	25.9	98.0	2900	200	32mm	42.0mm	8	50.3 EBHP	6061.E6	6061.E9	128 lbs
	VX-B 130/160 R	33.0	125.0	2320	160	36mm	42.0mm	8	51.3 EBHP	6061.F1	6061.E9	128 lbs
	VX-B 160/130 R	41.0	157.0	1885	130	40mm	42.0mm	8	52.3 EBHP	6061.F3	6061.E9	128 lbs
	VX-B 200/100 R	52.6	199.0	1450	100	45mm	42.0mm	8	51.0 EBHP	6061.F8	6061.E9	128 lbs
1200 RPM	VX-B 95/280 R	24.8	95.0	4060	280	28mm	42.0mm	8	70.0 EBHP	6061.N2	6061.N3	128 lbs

NOTE: All pump models available with left-hand drive option. Substitute 'L' for "R" in model number when ordering (ex. VX-B 100/200 L)

MAX FLOW
MAX PRESSURE
RATED PUMP SPEED
POWER REQUIREMENT
LUBRICATION

19.8 GPM / 75.0 L/MIN
4060 PSI / 280 BAR
1000 RPM
53.8 HP ELECTRIC
128 OZ UDOR LUBE



Revised 4-9-2024

Part #	Description	Qty	Part #	Description	Qty
0002.F2	SHAFT	1	1411.05	SERATED WASHER D14	8
0007.24	OIL SEAL D40	3	1412.13	BONDED WASHER D48.4	1
0007.57	OIL SEAL D40	1	1412.16	BONDED WASHER D17.3 ^E	1
0014.55	PLUNGER GUIDE D28/30	3	1412.19	BONDED WASHER D21.5 ^E	4
0021.65	WATER SEAL L.P. D30 BPC ^{B E}	3	1412.25	BONDED WASHER D33.9 (G1")	1
0023.82	UPPER RING D28 ^{D E}	3	1502.18	PIN D20X34	3
0029.20	PLUG RING ^E	6	1506.21	SNAP RING D80	2
0029.21	RING ^{C E}	6	1506.36	SNAP RING D55	2
0102.19	PLUNGER BOLT ^A	3	1512.09	PLUG D5X20	3
0115.10	BUSHING D40	3	1603.62	PLUG G1/2 ^E	4
0208.26	OIL SIGHT GLASS	1	1603.64	PLUG G3/8 - MANIFOLD ^E	1
0208.A4	BACK COVER	1	1603.64	PLUG G3/8 - CRANKCASE	2
0208.A5	COVER ^E	2	1603.B8	OIL PLUG G3/4 + GASKET	1
0209.A4	CRANKCASE	1	1603.C5	PLUG G1"	1
0216.13	BEARING D40	2	1603.D1	PLUG G1-1/2"	1
0301.70	DISC ^A	3	1603.G2	VALVE PLUG ^E	6
0501.21	BEARING FLANGE	2	1604.H1	HEAD 280-350 BAR D28 ^E	1
0602.34	BACK COVER GASKET	1	1625.06	OIL PLUG G1/2	1
0605.43	GASKET D17	2	1804.03	HEX BOLT M10X30	12
0635.29	HIGH PRESS. SEAL KIT D28 ^{B E}	3	1805.23	ALLEN BOLT M8X40	6
0801.23	KEY A10X8X70	1	1805.51	ALLEN BOLT M6X40	10
1101.H6	O-RING - PRESSURE RING ^{B D E}	3	1805.65	ALLEN BOLT M12X40 ^E	16
1101.H6	O-RING - OIL SIGHT GLASS	1	1805.67	ALLEN BOLT M5X12	3
1101.M7	O-RING - VALVE CAP	6	1805.68	ALLEN BOLT M14X130	8
1101.M7	O-RING - VALVE ^{C E}	6	6000.96	ROD ASSEMBLY BRONZE	3
1101.Q1	O-RING - BEARING FLANGE	4	6006.A4	VALVE ASSY W/O O-RING ^{C E}	6
1106.10	O-RING - PLUNGER BOLT ^A	3	6017.E8	COMPLETE MANIFOLD VX D28	1
1205.59	CERAMIC PLUNGER D28	3	6063.N9	CRANKCASE ASSEMBLY	1
1208.40	PLATE	1	6061.H9	PLUNGER KIT D28 (KIT 169)	1
1221.49	PRESSURE RING D28 ^{D E}	3	6061.N2	WATER SEAL KIT D28 (KIT 185)	1
1240.R9	LIFTING HOOK M10	1	6061.N3	VALVE KIT D28 (KIT 186)	1
1401.05	RIVET 3.5X8	2	6061.N4	BRASS RING KIT D28 (KIT 187)	1
1401.06	RIVET D4X10	2			
1403.52	WASHER D14 ^A	3			
1403.57	WASHER D8.4	6			
1411.03	SERATED WASHER D10	12			
1411.04	SERATED WASHER D12 ^E	16			

^A Parts in 6061.H9 (Kit 169)

^B Parts in 6061.N2 (Kit 185)

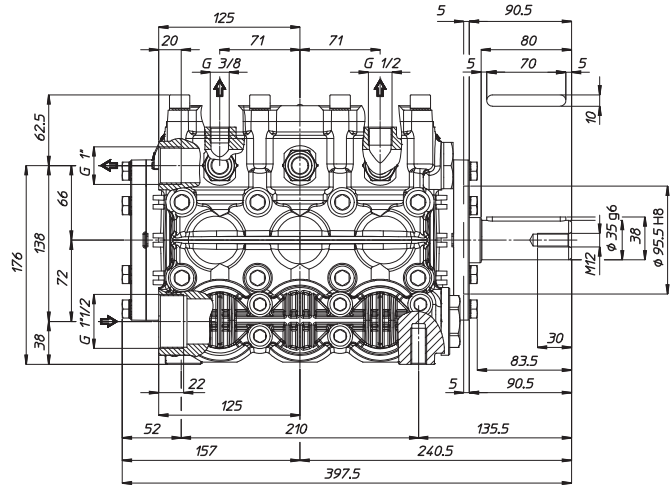
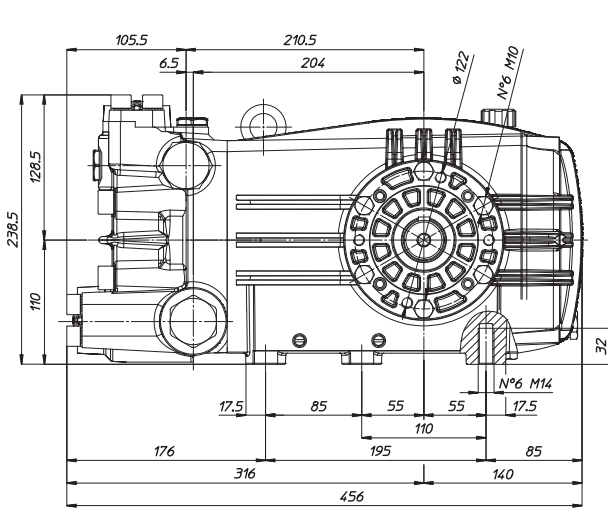
^C Parts in 6061.N3 (Kit 186)

^D Parts in 6061.N4 (Kit 187)

^E Parts in 6017.E8 (Complete Manifold)

*Dimensional Drawings are
Shown in Millimeters.
To Convert to Inches,
Multiply Dimension x 0.03937*

VX SERIES PUMPS OVER 3000 PSI



TORQUE SPECS

Ref.	Description	Ft./lb.	Nm	Loctite®
1	Head Bolts	103	140	-
2	Valve Caps	-	-	-
3	Inlet Cap	147	200	-
4	Outlet Cap	133	180	243
5	Bearing Flange Bolts	30	57	-
6	Rear Cover Bolts	8	11	-
7	Connecting Rod Bolts	19	25	243
8	Plunger Bolts	30	40	243
9	Valve Cover Bolts	66	90	-
10	Oil Drain Plug	8	11	-

